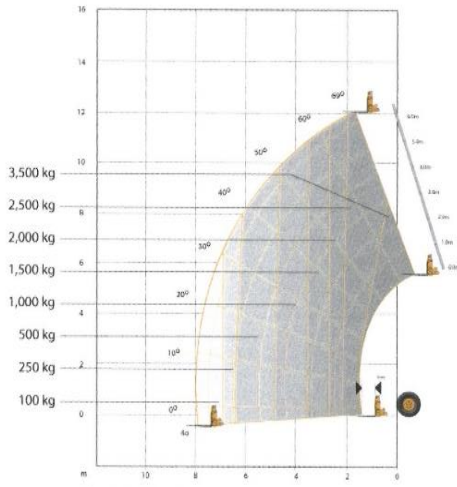


JCB 535-125

LIFT PERFORMANCE – STABILISERS RETRACTED



Chassis Levelling (Sway)
With stabilisers retracted (Sway angle ±9°)



JCB LOADALL | 535-125

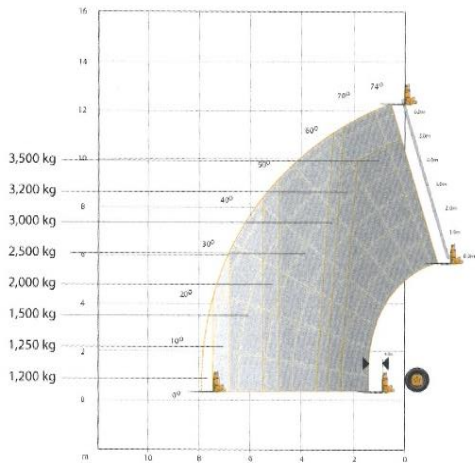


LIFT PERFORMANCE – STABILISERS RETRACTED

With Stabilisers Retracted		
Maximum lift capacity	kg (lb)	3500 (7716)
Lift capacity to full height	kg (lb)	2500 (5512)
Lift capacity at full reach	kg (lb)	100 (221)
Lift height	m (ft-in)	12 (39-4)
Reach at maximum lift height	m (ft-in)	1.44 (4-9)
Maximum forward reach	m (ft-in)	8.0 (26-3)
Reach with 1 tonne load	m (ft-in)	4.89 (16-0)
Placing Height	m (ft-in)	11.5 (37-8)

Complies with stability test EN1459 annex B.

LIFT PERFORMANCE – STABILISERS EXTENDED



LIFT PERFORMANCE – STABILISERS EXTENDED

With Stabilisers Extended		
Maximum lift capacity	kg (lb)	3500 (7716)
Lift capacity to full height	kg (lb)	3200 (7055)
Lift capacity at full reach	kg (lb)	1200 (2646)
Lift height	m (ft-in)	12.3 (40-4)
Reach at maximum lift height	m (ft-in)	0.6 (2-0)
Maximum forward reach	m (ft-in)	8.0 (26-3)
Reach with 1 tonne load	m (ft-in)	8.0 (26-3)
Placing Height	m (ft-in)	11.5 (37-8)

Complies with FEM stability test 4.001R. Lift heights are with stabilisers fully extended.

ENGINE

Latest technology and advanced design provides low fuel consumption, reduced noise, high torque and power output, total reliability and minimal maintenance.

Two-stage, dry type air filter with primary and safety elements.

Machine Model – 535-125		Standard	Option	Option
Displacement	ltr (in³)	4.4 (269)	4.4 (269)	4.4 (269)
No. of cylinders		4	4	4
Bore size	mm (in)	105 (4.13)	105 (4.13)	105 (4.13)
Stroke	mm (in)	127 (5)	127 (5)	127 (5)
Aspiration		Naturally aspirated	Turbo	Turbo Intercooled
Power rating				
Power @ 2200rpm	kW (HP)	62.0 (82.5)	74.5 (100)	90.5 (121)
Torque rating				
Torque @ 1400rpm	N m (lbf ft)	308 (227)	415 (306)	434 (320)



HYDRAULICS

Two stage gear pump with suction strainer and filter.

Operating system pressure	bar (psi)	241 (3500)
Pump flow	ltrs/min	110
Hydraulic Cycle Times		Seconds
Boom raise		9.9
Boom lower		7.6
Extend		13.0
Retract		13.7
Bucket dump		2.2
Bucket crowd		2.9

SERVICE CAPACITIES

Fuel tank	litres (UK gal)	125 (27.5)
Hydraulic tank	litres (UK gal)	131 (28.2)
Coolant	litres (UK gal)	23 (5.1)

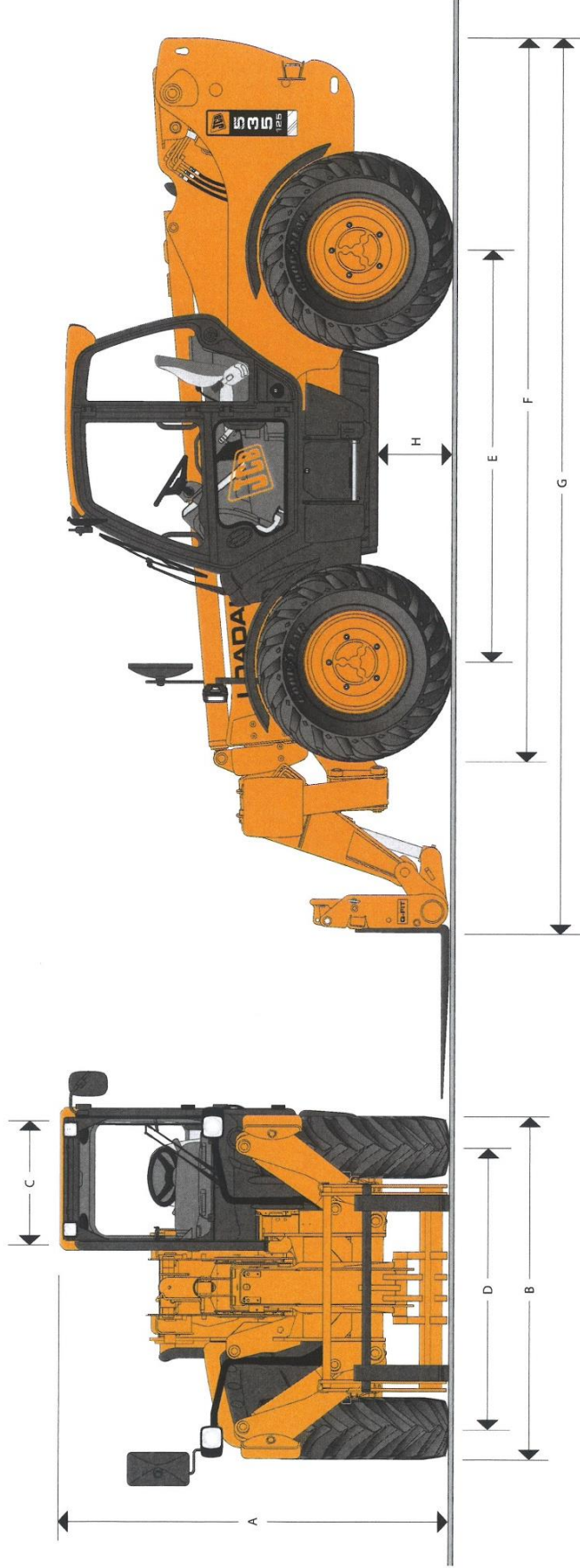


JCB LOADALL | 535-125

PJP PLANT HIRE



MAX. PAYLOAD: 3.5 tonnes (7716lb)
 MAX. LIFT HEIGHT: 12.3 metres (40ft 4in)



STATIC DIMENSIONS

Machine model	535-125
A Overall height	2.59 (8-6)
B Overall width (over tyres)*	2.35 (7-9)
C Inside width of cab	0.94 (3-3)
D Front track	1.90 (6-3)
E Wheelbase	2.75 (9-0)
F Overall length to front tyres	4.83 (15-10)

Machine model	535-125
G Overall length to front carriage	5.84 (19-2)
H Ground clearance	0.40 (1-4)
O Outside turn radius (over tyres)	4.0 (13-2)
Weight	9140 (20150)
Tyres	15.5/80-24

*Dependant upon tyre specified.