

KUBOTA K008-3



MARSH PLANT[®]

NEW LANE, HAVANT, HAMPSHIRE, PO9 2LZ

Telephone 023 9248 2323

www.marshplant.com

Millbrook Road, Southampton
Hampshire, SO15 0LB

Telephone 023 8052 2600

southampton@marshplant.com

Drakes Drive, longCrendon

Aylesbury, HP18 9BA

Telephone 01844 204000

longcrendon@marshplant.com

Cabot Lane, Creekmoor, Poole
Dorset BH17 7BX

Telephone 01202 642820

poole@marshplant.com

7b Watercombe Park
Gazelle Road, Yeovil
Somerset, BA20 2HL

Telephone 01935 415970

yeovil@marshplant.com

Wallingford Road, Uxbridge
Middlesex UB8 2SS

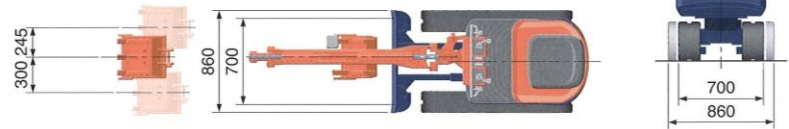
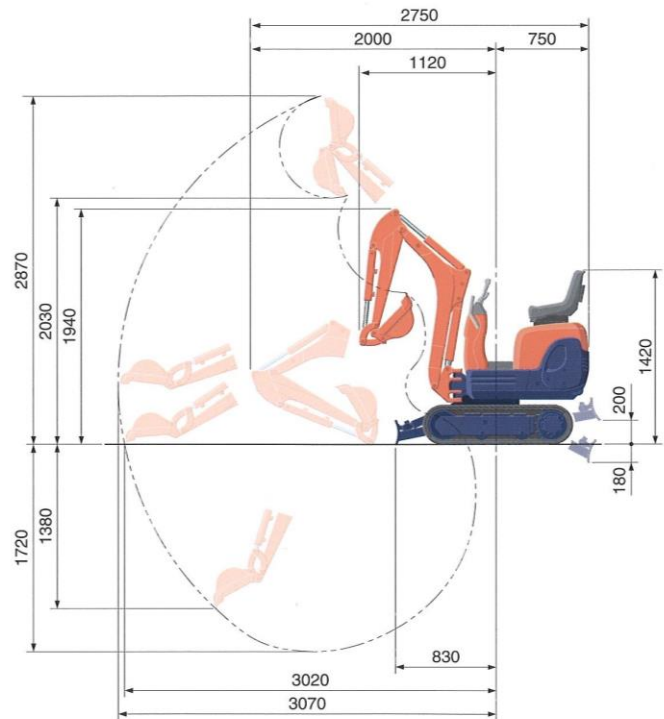
Telephone 01844 204000

longcrendon@marshplant.com

SPECIFICATIONS

*with rubber shoe type			
Machine weight	Rubber crawler	kg	850
Bucket capacity, std. SAE/CECE		m ³	0.022/0.018
Bucket width	with side teeth	mm	368
	without side teeth	mm	350
Model			D722-BH-3
Type			Water-cooled, diesel engine E-TVCS (Economic, ecological type)
Engine	Output ISO90249	PS/rpm	10.2/2050
		kW/rpm	7.4/2050
	Number of cylinders		3
	Bore x stroke	mm	67 x 68
	Displacement	cc	719
Overall length		mm	2750
Overall height		mm	1420
Swivelling speed		rpm	8.3
Rubber shoe width		mm	180
Tumbler distance		mm	900
Dozer size (width x height)		mm	700/860 x 200
Hydraulic pumps	P1, P2		Gear pump
	Flow rate	ℓ/min	10.5+10.5
	Hydraulic pressure	MPa (kgf/cm ²)	16.7 (170)
Max. digging force	Arm	kN (kgf)	4.5 (460)
	Bucket	kN (kgf)	9.8 (1000)
Boom swing angle (left/right)		deg	55/60
Auxiliary circuit	Flow rate	ℓ/min	21.0
	Hydraulic pressure	MPa (kgf/cm ²)	170
Hydraulic reservoir		ℓ	12.5
Fuel tank capacity		ℓ	12.0
Max. travelling speed		km/h	2.0
Ground contact pressure		kPa (kgf/cm ²)	22.5 (0.23)
Ground clearance		mm	150

WORKING RANGE



Unit:

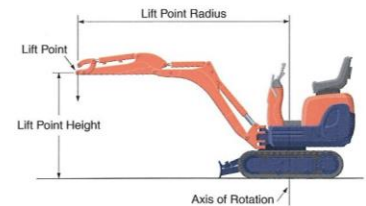
LIFTING CAPACITY

Lift Point Height	kN (ton)					
	Lifting point radius (2.0m)			Lifting point radius (2.5m)		
	Over-front		Over-side	Over-front		Over-side
	Blade Down	Blade UP		Blade Down	Blade UP	
1.0 m	2.4 (0.24)	1.7 (0.18)	1.4 (0.14)	2.0 (0.20)	1.2 (0.12)	1.0 (0.10)
0.5 m	2.7 (0.27)	1.6 (0.17)	1.3 (0.14)	2.0 (0.20)	1.2 (0.12)	0.9 (0.10)

Please note:

* The lifting capacities are based on ISO 10567 and do not exceed 75% of the static tilt load of the machine or 87% of the hydraulic lifting capacity of the machine.

* The excavator bucket, hook, sling and other lifting accessories are not included on this table.



* Working ranges are with Kubota standard bucket, without quick coupler.

* Specifications are subject to change without notice for purpose of improvement.

Kubota