





MANITOU MT 1840A


MT 1840 A *PRIVILEGE*


 **Lifting capacity**4000 kg at 500 mm from forks heels.
Capacity with standard platform1000 kg
 Tipping load at maximum reach: with stabilizers950 kg
 Tear out force with bucket to ISO 83138000 daN


 **Working height**19.30 m
Lifting height17.50 m
Times : unladen / loaded (in s)
 Lifting12.1/12.2
 Lowering14.5/14.3
 Extension boom27.5/33
 Retraction boom26.4/25.7
 Crowd4.3
 Dump4


 **Tyres**440/80-24


 **Forks (mm)**
 Length1200
 Width x thickness125 X 50
 Maximum distance between forks1040
 Carriage rotation126°


 **Standard platform (mm)**
 Capacity1000 kg
 Length2.25 m - 4 m
 Width x height1.20 m X 1.25 m


 **Multidisc brakes - hydraulically assisted on both axes**

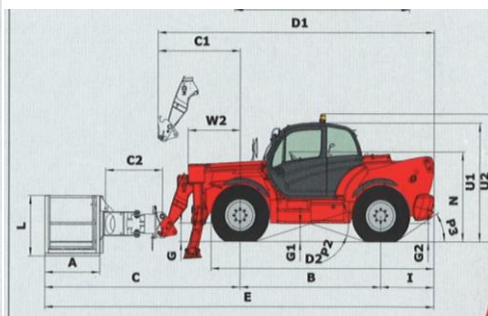
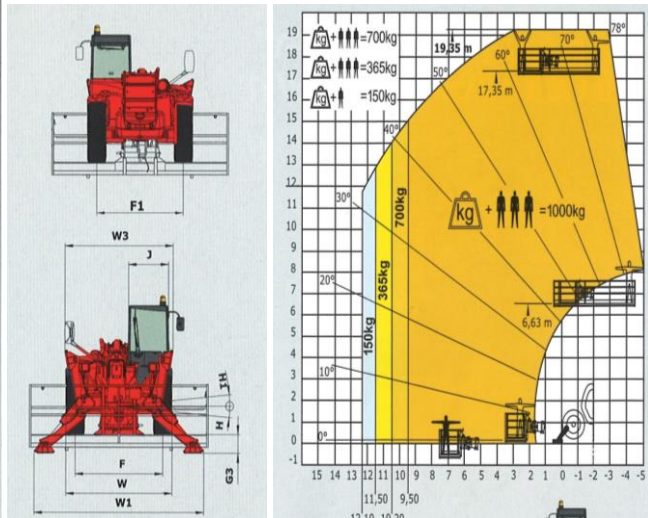
 **PERKINS Engine**
 Type1104C.44 T
 Capacity4 cylindres - 4400 cm³
 Power: (ISO/TR 14396) ...101 HP/74.5 kW at 2350 rpm
 Maximum torque413 Nm at 1350 rpm
 Direct Injection
 Water Cooling

 **Transmission**Torque convertor
 Electro-hydraulic reversing shift
 4 speeds forward and reverse
 Maximum travel speed (km/h)25

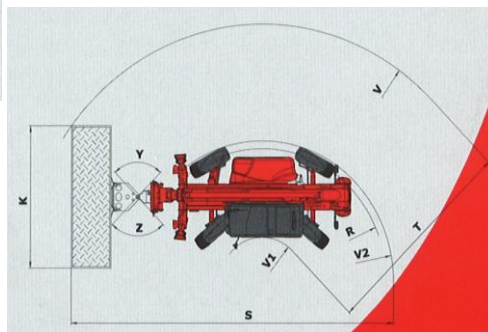
 **Hydraulics**
 Pumpgear type
 Pressure/capacity270 bars/170 l/mn

 **Capacities**
 Cooling system20 l.
 Engine oil10.9 l.
 Hydraulic oil135 l.
 Transmission oil23 l.
 Fuel tank140 l.

 **Weight unladen**11950 kg
Overall width2.40 m
Overall height2.50 m
Turning radius (outside wheels)3.99 m
Overall Length6.27 m
Ground clearance0.44 m
Drawbar pull10300 daN



A	1200
B	3070
C	4389
C1	1929
C2	927
D1	6159
D2	4886
E	8619
F	1960
F1	1960
G	437
G1	420
G2	433
G3	302
H	9°
H1	9°
I	1160
J	892
K	2250-4000
L	1255
N	1908
P2	37°
P3	34°
R	3779
S	9925
T	6103
U1	2505
U2	2693
V	7388
V1	1285
V2	3998
W	2397
W1	3793
W2	1134
W3	2422
Y	90°
Z	90°



Options of platform	
Fixed 2 m	365 kg including 3 people
Adjustable 2 m	
Adjustable 2.40 m	
Adjustable and extendable 2.45/5 m	
Adjustable and extendable 2.45/6 m	
Adjustable and extendable 2.25/4 m	1000 kg including 3 people
Roofer Platform	1000 kg including 3 people